


APPLICATION GUIDE **GAS MAGNUM TDT 4X4**



MONROE
GAS-MAGNUM 4x4
BUILT TO LAST



DESIGNED, ENGINEERED AND MANUFACTURED IN AUSTRALIA FOR AUSTRALIAN CONDITIONS

Combining Tenneco's exclusive Twin Disc Technology and the legendary durability of Monroe's award winning local manufacturing processes, the Monroe Gas Magnum TDT 4WD shock absorbers are a cut above the rest.

Australian made for Australian conditions. Monroe's Gas Magnum TDT range for raised 4x4s has been engineered to work in conjunction with raised height springs, designed to sustain knocks, while producing maximum dampening response in all weather conditions and minimal fading in harsh conditions.

FEATURES

- 35mm Bore
- 16mm Piston Rod
- Multi stage, high displacement valving
- Superior chrome rod
- Multi lip seal - state of the art durability
- Nitrogen gas pressurised
- 3 Year / 60,000 Warranty
- Made in Australia specifically for Australian conditions

SYMBOL REFERENCE INFORMATION

- ⊥ Shock Absorber with Upper Mounting Stud
- ⊥ Shock Absorber with Lower Mounting Stud
- Shock Absorber with Upper Mounting Ferrule (Loop)
- Shock Absorber with Lower Mounting Ferrule (Loop)

CONTENTS

CARAVAN AND CAMPER

Vehicle Components	4
--------------------------	---

FORD

Bronco	4
Courier	4
F Series	4
Maverick	5
Ranger	5

HOLDEN

Colorado	6
Frontera	6
Jackaroo / Montero	7
Rodeo	7

HYUNDAI

Terrican	8
----------------	---

ISUZU

Dmax	8
------------	---

JEEP

Jeep	9
Jeep Cherokee	9
Jeep Grand Cherokee	9
Jeep Wrangler	9

MAZDA

B Series / BT50	10
-----------------------	----

MITSUBISHI

Challenger	11
Pajero	11-13
Triton	14

NISSAN

520,620,720	15
Navara	15-16
Pathfinder	16
Patrol	16-18
Terrano II	18

ROVER

Landrover	18
Landrover Defender	19
Landrover Discovery	19
Range Rover	19

SUZUKI

Jimny/ Sierra	20
---------------------	----

TOYOTA

4-Runner Surf	20
Fortuna	21
Hi-Lux	21-22
Landcruiser 40 series	23
Landcruiser 50 series	23
Landcruiser 60 series	24
Landcruiser 70 series	24-25
Landcruiser 80 series	26
Landcruiser 100 series	26
Landcruiser 200 series	27
Landcruiser Prado	28

VOLKSWAGEN

Amarok	29
--------------	----

TECHNICAL POINTS

- ⊙ Shock Absorber with Upper Mounting Ferrule & Assembled Sleeve
- ⊙ Shock Absorber with Upper Mounting Ferrule & Assembled Sleeve
- ⊖ Shock Absorber with Lower Mounting Ferrule & Assembled Cross Pin
- ⌚ Factory Sealed Suspension Strut
- ⊕ Steering Damper





YEAR
VEHICLE MODEL
FRONT

REAR







CARAVAN AND CAMPER

VEHICLE COMPONENTS








- on	Cruisemaster IRS Suspension (Replaces OE part number 33J2900), All Body Variants				16-0872+			
------	---	--	--	--	----------	--	---	---

FORD








BRONCO

80 - 89	(with Quad Suspension) 4WD, All Body Variants	16-1654+ 16-0034+	102 101		16-0200+			
80 - 91	(standard Suspension) 4WD, All Body Variants	16-1654+			16-0200+			

COURIER


87 - 2/99	PC, PD, 4WD, Ute	16-0366+			16-0367+			
2/99 - 11/02	PE, 4WD, Ute	16-0366+			16-0367+			
11/02 - 06	PG, PH, 4WD, Ute	16-0366+			16-0367+			

F SERIES

70 - 79	F100, F150 (1/2 Ton) F250 (3/4 Ton) Excluding crew cab, Truck	16-1654+			16-1652+			
74 - 79	F350 (1 Ton), Truck	16-1654+			16-1652+			
80 - 84	F100, F150 (1/2 Ton), Truck	16-1654+			16-0200+			

NOTE 101: Forward of front axle.

NOTE 102: Rear of front axle.

YEAR	VEHICLE MODEL	FRONT		REAR		
FORD						
MAVERICK						
88 - 7/89	LWB and SWB, 4WD, Wagon	I6-0207+		I6-0208+	I24	
88 - 94	Including Cab Chassis (leaf spring), 4WD, Ute	I6-0269+		I6-0499+		
8/89 - 2/94	LWB and SWB, 4WD, Wagon	I6-0207+		I6-0208+	I24	
		SC-2959	⊕			

RANGER						
12/06 - 9/11	PJ, PK Cab Chassis Ute Hi-Rider (Excluding 2.5ltr Diesel) RWD, Ute	I6-0646+		I6-0647+		
12/06 - 9/11	PJ, PK Cab Chassis, 4WD, Ute	I6-0646+		I6-0647+		
10/11 - 6/18	PX, PXII (RAISED height suspension, Regular Duty, Variable Load), 4WD, All	36-0874 A1	R40 S/S	I6-0875+	R40	
		36-0934 A2	R40 S/S			
10/11 - 6/18	PX, PXII (RAISED height suspension, Heavy Duty, Constant Load), 4WD, All	36-0935 A2	R40 S/S	I6-0936+	R40	
10/11 - 6/18	PX, PXII, 4WD, All Body Variants	36-0872	S/S	I6-0792+	R40	

NOTE I24: Where design and fitment integrity allows, lengths have been extended to accommodate increased ride height.

NOTE R40: This product suits vehicles having a raised ride height of up to 40mm over standard original equipment ride height.

NOTE S/S: Spring Seat Shock Absorber.

YEAR	VEHICLE MODEL	FRONT		REAR	
------	---------------	-------	--	------	--

HOLDEN

CAPTIVA

10/06 - 11	CG 5 and 7 Seater (Excluding Self Levelling Suspension), 2WD, 4WD, S/Wagon			16-0754+	
------------	--	--	--	----------	--



COLORADO

7/08 - on	DX, LX, LT-R 3.0ltr TDi, 3.6ltr V6 PFi (High Ride), 4WD, All Body Variants	16-0368+			16-0193+	
7/08 - on	DX, LX, LT-R 3.0ltr TDi, 3.6ltr V6 PFi (High Ride), All Body Variants	16-0368+			16-0193+	
6/12 - on	RG 2.8DT (STANDARD Height Suspension, with 250kg Constant Load), 4WD, All Body Variants	36-0907	9 S/S		16-0887+	
6/12 - on	RG 2.8DT (RAISED Height Suspension), 4WD, All Body Variants	36-0881	9 R40 S/S		16-0882+	R40
6/12 - on	RG 2.8DT (STANDARD Height Suspension), 4WD, Cab Chassis	36-0907	9 S/S		16-0880+	
6/12 - on	RG 2.8DT (RAISED Height Suspension with 250kg constant load), 4WD, Cab Chassis	36-0881	9 R40 S/S		16-0888+	R40



FRONTERA

10/95 - 2/99	MB 2 and 4 door, 4WD, Wagon	16-0368+			16-0369+	
2/99 - 1/04	UES, S, SE 2 and 4 door, 4WD, Wagon	16-0368+			16-0518+	



NOTE 9: Re-use original top mounting components.

NOTE R40: This product suits vehicles having a raised ride height of up to 40mm over standard original equipment ride height.


NOTE I24: Where design and fitment integrity allows, lengths have been extended to accommodate increased ride height.

NOTE S/S: Spring Seat Shock Absorber.


YEAR	VEHICLE MODEL	FRONT		REAR	
------	---------------	-------	--	------	--

HOLDEN

JACKAROO / MONTERO

82 - 10/86	UBS, 4WD, Wagon	I6-0197+		I6-1703+	I24		
4/92 - 1/98	UBS 2 and 4 Door, 4WD, Wagon	I6-0368+		I6-0369+			
2/98 - 1/04	UBS 2 and 4 Door, 4WD, Wagon	I6-0368+		I6-0369+			

RODEO

80 - 7/88	KB4, KBD4, 4WD, All Body Variants	I6-0197+		I6-1592+	I24		
11/96 - 2/03	R7, R9 (Including V6), 4WD, All Body Variants	I6-0368+		I6-1703+	I24		
2/03 - 08	RA (Hi-Ride), All Body Variants	I6-0368+		I6-0193+			
2/03 - 08	RA (Including V6 and Diesel), 4WD, All Body Variants	I6-0368+		I6-0193+			
2/03 - 08	RA V6 (Excluding Hi-Ride and DX 4cyl. Petrol, LX Diesel), All Body Variants	I6-0368+		I6-0193+			




NOTE I24: Where design and fitment integrity allows, lengths have been extended to accommodate increased ride height.

YEAR
VEHICLE MODEL
FRONT

REAR
















HYUNDAI

TERRACAN

11/01 - 12/07	2.9ltr CRDi, 3.5ltr V6, 4WD, S/Wagon	16-0520+			16-0269+			
---------------	--------------------------------------	----------	--	---	----------	--	---	---

ISUZU


D-MAX

08 - 12	4WD, All Body Variants	16-0368+			16-0193+			
08 - 12	High Ride, All Body Variants	16-0368+			16-0193+			
6/12 - on	TF 3.0DT (RAISED Height Suspension with 250kg Constant Load), 4WD, All Body Variants	36-0881	9 R40 S/S		16-0888+	R40		
6/12 - on	TF 3.0DT (STANDARD Height Suspension), 4WD, All Body Variants	36-0879	9 S/S		16-0880+			
6/12 - on	TF 3.0DT (STANDARD Height Suspension with 250kg Constant Load), 4WD, All Body Variants	36-0879	9 S/S		16-0887+			
6/12 - on	TF 3.0DT (RAISED Height Suspension), 4WD, All Body Variants	36-0881	9 R40 S/S		16-0882+	R40		

NOTE 9: Re-use original top mounting components.

NOTE R40: This product suits vehicles having a raised ride height of up to 40mm over standard original equipment ride height.

NOTE S/S: Spring Seat Shock Absorber.

YEAR	VEHICLE MODEL	FRONT		REAR		
JEEP						
JEEP						
55 - 72	DJ5, DJ6, 4WD, Wagon	I6-I590+		I6-I590+		
55 - 81	CJ5, CJ6, CJ7, 4WD, Wagon	I6-I590+		I6-I590+		
65 - 75	CJ5A, CJ6A, 4WD, Wagon	I6-I590+		I6-I590+		

JEEP CHEROKEE

4/94 - 8/97	XJ Limited (Excluding Grand), 4WD, Wagon	I6-0372+		I6-0380+		
		SC-2928	⊕			
4/94 - 8/97	XJ Classic, Sport (Excluding Grand Cherokee), 4WD, Wagon	I6-0372+		I6-0373+		
		SC-2928	⊕			
8/97 - 11/01	XJ Classic, Sport (Excluding Grand Cherokee), 4WD, S/Wagon	I6-0372+		I6-0373+		

JEEP GRAND CHEROKEE

4/96 - 5/99	ZG, ZJ, 4WD, Wagon	I6-0372+		I6-0470+		
6/99 - 5/05	WJ, 4WD, Wagon	I6-0516+		I6-0517+		

JEEP WRANGLER




















11/96 - 2/07	TJ 2D 4.0ltr 6cyl, 4WD, Convertible	I6-0564+		I6-0565+		
--------------	-------------------------------------	----------	--	----------	--	---

YEAR
VEHICLE MODEL
FRONT

REAR




MAZDA



B SERIES / BT-50

87 - 2/96	B2600 (Including Bravo), 4WD, Ute	I6-0366+			I6-0367+			
3/96 - 2/99	(Including Bravo), 4WD, All Body Variants	I6-0366+			I6-0367+			
2/99 - 11/02	(Including Bravo), 4WD, Ute	I6-0366+			I6-0367+			
11/02 - 06	B2500, B2600, B4000 (Including Bravo), 4WD, Ute	I6-0366+			I6-0367+			
11/06 - 9/11	2.5ltr, 3.0ltr Turbo Diesel RWD (Hi-Ride), Ute	I6-0646+			I6-0647+			
11/06 - 9/11	3.0ltr Turbo Diesel, 4WD, Ute	I6-0646+			I6-0647+			
10/11 - 8/15	UP, 4WD, All Body Variants	36-0872	S/S		I6-0792+			
10/11 - 8/15	UP, (RAISED Height Suspension, Heavy Duty, Constant Load), 4WD, All Body Variants	36-0935	A2 R40 S/S		I6-0936+	R40		
10/11 - 8/15	UP, (RAISED Height Suspension, Regular Duty, Variable Load), 4WD, All Body Variants	36-0874	A1 R40 S/S		I6-0875+	R40		
		36-0934	A2 R40 S/S					

NOTE R40: This product suits vehicles having a raised ride height of up to 40mm over standard original equipment ride height.

NOTE S/S: Spring Seat Shock Absorber.

YEAR	VEHICLE MODEL	FRONT		REAR		
CHALLENGER						
2/98 - 7/00	PA Series I, 4 Door V6 (Leaf spring rear Suspension), 4WD, Wagon	I6-0520+		I6-0472+		
8/00 - 12/06	PA Series 2, 4 Door V6 (Coil spring rear Suspension), 4WD, Wagon	I6-0520+		I6-0669+		
12/09 - 9/15	PB, PC (RAISED Height Suspension), 4WD, S/Wagon	36-0845	⁹ R25 S/S	I6-0889+	R35	
12/09 - 9/15	PB, PC, 4WD, S/Wagon	36-0886	⁹ S/S	I6-0890+		

PAJERO						
83 - 91	L042G, L043G, L044G (short wheel base-leaf rear), 4WD, Wagon	I6-020I+		I6-0193+ I5-1592+		
83 - 91	L047G, L048G, L049G (long wheel base-leaf rear), 4WD, Wagon	I6-020I+		I6-0193+ I5-1592+		
88 - 91	LI46G V6 (coil rear), 4WD, Wagon	I6-020I+		I6-0226+		
91 - 93	NH I, 3 VI2, V32, V34 (leaf rear), 4WD, Wagon	I6-0520+		I6-0193+		
91 - 93	NH 5, 6, 7 (V23, 43, 44 coil rear), 4WD, Wagon	I6-0520+		I6-0300+		
94 - 11/96	NJ I (V36 leaf rear), 4WD, Wagon	I6-0520+		I6-0193+		

NOTE 9: Re-use original top mounting components.

NOTE R25: This product suits vehicles having a raised ride height of up to 25mm over standard original equipment ride height.

NOTE R35: This product suits vehicles having a raised ride height of up to 35mm over standard original equipment ride height.

YEAR
VEHICLE MODEL
FRONT

REAR


MITSUBISHI

PAJERO Cont...

94 - 11/96	NJ 3, 5, 6, 8 (V23, 43, 45, 46 coil rear), 4WD, Wagon	I6-0520+			I6-0300+			
11/96 - 9/97	NK (coil rear), 4WD, Wagon	I6-0520+			I6-0300+			
9/97 - 5/00	NL (coil rear), 4WD, Wagon	I6-0520+			I6-0300+			
5/00 - 11/02	NM All (RAISED height suspension), 4WD, S/Wagon	36-0818	9 R50 S/S		I6-0819+	R50		
5/00 - 11/02	NM All (STANDARD height suspension), 4WD, S/Wagon	36-0590 I6-0590+	9 S/S 99 AI S/S		I6-0471+			
11/02 - 11/06	NP All (STANDARD height suspension), 4WD, S/Wagon	36-0590 I6-0590+	9 S/S 99 AI S/S		I6-0471+			
11/02 - 11/06	NP All (RAISED height suspension), 4WD, S/Wagon	36-0818	9 R50 S/S		I6-0819+	R50		
11/06 - 12/08	NS All (STANDARD height suspension) All, 4WD, S/Wagon	36-0590 I6-0590+	9 S/S 9 AI S/S		I6-0471+			
11/06 - 12/08	NS All (RAISED height suspension) All, 4WD, S/Wagon	36-0818	9 R50 S/S		I6-0819+	R50		
12/08 - 10/11	NT All (RAISED Height Suspension), 4WD, S/Wagon	36-0818	9 R50 S/S		I6-0819+	R50		

NOTE 9: Re-use original top mounting components.


NOTE R50: This product suits vehicles having a raised ride height of up to 50mm over standard original equipment ride height.

NOTE S/S: Spring Seat Shock Absorber.

YEAR	VEHICLE MODEL	FRONT		REAR	
------	---------------	-------	--	------	--

MITSUBISHI

PAJERO Cont...

12/08 - 10/11	NT All (STANDARD Height Suspension), 4WD, S/Wagon	36-0590	9 S/S	⊥ ⊙	16-0471+	⊥ ⊙	
		16-0590+	9 AI S/S	⊥ ⊙			
10/11 - on	NW All (STANDARD Height Suspension), 4WD, S/Wagon	36-0590	9 S/S	⊥ ⊙	16-0471+	⊥ ⊙	
		16-0590+	9 AI S/S	⊥ ⊙			
10/11 - on	NW All (RAISED Height Suspension), 4WD, S/Wagon	36-0818	9 R50 S/S	⊥ ⊙	16-0819+	R50 ⊥ ⊙	
7/14 - on	NX MY15/16/17 3.2DT (RAISED height suspension), 4WD, S/Wagon	36-0818	9 R50 S/S	⊥ ⊙	16-0819+	R50 ⊥ ⊙	
7/14 - on	NX MY15/16/17 3.2DT (STANDARD height suspension), 4WD, S/Wagon	36-0590	9 S/S	⊥ ⊙	16-0471+	⊥ ⊙	

NOTE 9: Re-use original top mounting components, or where required, use Mounting Kit 904984.

NOTE R50: This product suits vehicles having a raised ride height of up to 50mm over standard original equipment ride height.

NOTE S/S: Spring Seat Shock Absorber.

NOTE AI: Part is in runout.

YEAR	VEHICLE MODEL	FRONT		REAR	
------	---------------	-------	--	------	--

MITSUBISHI

TRITON

87 - 93	ME, MF, MG, MH (Including V6), 4WD, All Body Variants	16-0301+ 15-0301+		⊥ ⊗	16-0385+		⊗ ⊗	
93 - 11/96	MJ, 4WD, All Body Variants	16-0301+ 15-0301+		⊥ ⊗	16-0385+		⊗ ⊗	
11/96 - 6/06	MK (Including V6), 4WD, All Body Variants	16-0413+		⊥ ⊗	16-0385+		⊗ ⊗	
7/06 - 7/09	ML (RAISED height suspension), 4WD, All Body Variants	36-0845	9 R25 S/S	⊥ ⊗	16-0844+	R40	⊗ ⊗	
7/06 - 7/09	ML, 4WD, All Body Variants	36-0886 36-0630	9 S/S 9 AI S/S	⊥ ⊗	16-0631+		⊗ ⊗	
8/09 - 15	MN, 4WD, All Body Variants	36-0886 36-0630	9 S/S 9 AI S/S	⊥ ⊗	16-0631+		⊗ ⊗	
8/09 - 15	MN (RAISED height suspension), 4WD, All Body Variants	36-0845	9 R25 S/S	⊥ ⊗	16-0844+	R40	⊗ ⊗	
1/15 - on	MQ (RAISED height suspension), (Heavy Duty, constant load) All Body Variants, 4WD, Cab Chassis	36-0845	9 R25 S/S	⊥ ⊗	16-0924+	R40	⊗ ⊗	
1/15 - on	MQ (RAISED height suspension), All Body Variants, 4WD, Cab Chassis	36-0845	9 R25 S/S	⊥ ⊗	16-0923+	R40	⊗ ⊗	
1/15 - on	MQ, All Body Variants, 4WD, Cab Chassis	36-0921	9 S/S	⊥ ⊗	16-0922		⊗ ⊗	










NOTE 9: Re-use original top mounting components.

NOTE R25: This product suits vehicles having a raised ride height of up to 25mm over standard original equipment ride height.

NOTE R40: This product suits vehicles having a raised ride height of up to 40mm over standard original equipment ride height.

NOTE S/S: Spring Seat Shock Absorber.

NOTE A2: Part in process of release.

YEAR	VEHICLE MODEL	FRONT		REAR		
NISSAN						
520, 620, 720						
82 - 85	720, 4WD, All Body Variants	I6-0212+		I6-0193+		
NAVARA						
86 - 2/97	D21, 4WD, Ute	I6-0212+		I6-1590+		
		SC-2939	⊕			
2/97 - 12/01	D22, 4WD, Ute	I6-0459+		I6-1590+		
12/01 - 2/15	D22, DX,ST-R, 4WD, Ute	I6-0459+		I6-1590+		
12/05 - 2/15	D40 RX, ST-X, 4.0ltr V6, 2.5ltr TDi (RAISED height suspension), 4WD, All Body Variants	36-0832	R35 S/S	I6-0833+	R45	
12/05 - 3/12	D40 RX, ST-X 4.0ltr V6, 2.5ltr TDi, 4WD, All Body Variants	36-0938 D8070+	S/S	I6-0604+		
3/15 - on	D23 Single turbo 2.3DT & Twin Turbo 2.3DTT. Coil Spring IFS and Leaf Spring Rear, 4WD, Ute	36-0908	9 S/S	I6-0929+		
3/15 - on	D23 Single Turbo 2.3DT & Twin Turbo 2.3DTT, (RAISED height suspension). Coil Spring IFS and Leaf Spring Rear, 4WD, Ute	36-0910	9 R30 S/S	I6-0930+	R45	
3/15 - on	D23 Single Turbo 2.3DT & Twin Turbo 2.3DTT (Raised Height Suspension), (Coil Spring Rear), 4WD, Cab Chassis	36-0910	9 R30 S/S	I6-0911+	R30	

NOTE 9: Re-use original top mounting components.

NOTE R35: This product suits vehicles having a raised ride height of up to 35mm over standard original equipment ride height.

NOTE R30: This product suits vehicles having a raised ride height of up to 30mm over standard original equipment ride height.

NOTE R45: This product suits vehicles having a raised ride height of up to 45mm over standard original equipment ride height.

NOTE A2: Part in process of release.

NOTE S/S: Spring Seat Shock Absorber.

YEAR

VEHICLE MODEL

FRONT








REAR



NISSAN














NAVARA Cont...

3/15 - on	D23 Single Turbo 2.3DT & Twin Turbo 2.3DTT (Raised Height Suspension), (250kg Constant Load), (Coil Spring Rear), 4WD, Cab Chassis	36-0910	9 R30 S/S		16-0912+	R30		
3/15 - on	D23 Single Turbo 2.3DT & Twin Turbo 2.3DTT (Coil Spring Rear), 4WD, Cab Chassis	36-0908	9 S/S		16-0909+			

PATHFINDER

7/05 - 1/13	R51, 4.0ltr V6, 2.5ltr TDi, 4WD, S/Wagon	36-0937	S/S		16-0642+			
7/05 - 1/13	R51, 4.0ltr V6, 2.5ltr TDi (RAISED Height Suspension) 4WD, S/Wagon				16-0898+	R50		

PATROL

61 - 79	G60, 4WD, All Body Variants	16-0132+			16-0132+			
		SC-2939						
80 - 88	MQ, MK (160), 4WD, All Body Variants	16-0132+			16-1712+	I24		
		SC-2916						
88 - 8/89	GQ (Y60) LWB and SWB (Excluding Ute), 4WD, Wagon	16-0207+			16-0208+	I24		
88 - 94	GQ (Y60) LWB and SWB - leaf spring (Including Cab Chassis), 4WD, Ute	16-0269+			16-0499+			

NOTE 9: Re-use original top mounting components.

NOTE R30: This product suits vehicles having a raised ride height of up to 30mm over standard original equipment ride height.

NOTE R50: This product suits vehicles having a raised ride height of up to 50mm over standard original equipment ride height.

NOTE I24: Where design and fitment integrity allows, lengths have been extended to accommodate increased ride height

NOTE A2: Part in process of release

NOTE S/S: Spring Seat Shock Absorber.

YEAR	VEHICLE MODEL	FRONT			REAR			
NISSAN								
PATROL Cont...								
8/89 - 94	GQ (Y60) LWB and SWB (Excluding Ute), 4WD, Wagon	16-0207+			16-0208+	I24		
		SC-2959	⊕					
8/89 - 11/94	GQ (Y60) LWB and SWB - coil spring (Including Cab Chassis), 4WD, Ute	16-0207+			16-0208+	I24		
		SC-2959	⊕					
95 - 11/97	GQ Y60 LWB and SWB (Excluding Ute), 4WD, Wagon	16-0207+			16-0208+	I24		
		SC-2959	⊕					
95 - 12/98	GQ (Y60) LWB and SWB - leaf spring (Including Cab Chassis), 4WD, Ute	16-0269+			16-0499+			
95 - 12/98	GQ (Y60) LWB and SWB - coil spring (Including Cab Chassis), 4WD, Ute	16-0207+			16-0208+	I24		
		15-0207+ SC-2959	⊕					
12/97 - 4/00	GU (Y61) (RAISED Height Suspension) (Regular duty, variable load), 4WD, S/Wagon	16-0859+	R30		16-0860+	R30		
12/97 - 4/00	GU (Y61), 4WD, Wagon	16-0420+			16-0421+			
1/99 - on	GU (Y61) - coil spring (Including Cab Chassis), 4WD, Ute	16-0420+			16-0421+			
1/99 - on	GU (Y61) - leaf spring (Including Cab Chassis), 4WD, Ute	16-0207+			16-0499+			

NOTE R30: This product suits vehicles having a raised ride height of up to 30mm over standard original equipment ride height.


NOTE I24: Where design and fitment integrity allows, lengths have been extended to accommodate increased ride height

YEAR
VEHICLE MODEL
FRONT



REAR


NISSAN

PATROL Cont..

4/00 - 12/13	GUII (Y6I) (RAISED Height Suspension) (Heavy duty, constant load), 4WD, S/Wagon	I6-0866+	R50		I6-0867+	R50		
4/00 - 12/13	GUII (Y6I) (RAISED Height Suspension) (Regular duty, variable load), 4WD, S/Wagon	I6-0859+	R30		I6-0860+	R30		
4/00 - 12/13	GUII (Y6I), 4WD, Wagon	I6-0420+			I6-0421+			
		SC-2972						
12/12 - on	Y62 5.6ltr V8 (Excluding Hydraulic Body Motion Control), S/Wagon				I6-0783+			

TERRANO II

11/96 - 6/98	R20, 4WD, All Body Variants	I6-0368+			I6-1703+			
--------------	-----------------------------	----------	--	---	----------	--	---	---

ROVER

LANDROVER

59 - 84	Series II, IIA, IIB, III I09" wheel base, 4WD, Wagon	I6-0198+			I6-0198I+			
		R-3256						







NOTE R50: This product suits vehicles having a raised ride height of up to 50mm over standard original equipment ride height.

NOTE R30: This product suits vehicles having a raised ride height of up to 30mm over standard original equipment ride height.

















YEAR	VEHICLE MODEL	FRONT		REAR	
------	---------------	-------	--	------	--

ROVER











LANDROVER DEFENDER

83 - 92	I10 Series (Excluding Isuzu diesel) (STANDARD Height Suspension), 4WD, Wagon	I6-0456+			I6-0457+		
93 - 16	90, I10, I30 Series (STANDARD Height Suspension), 4WD, Wagon	I6-0456+			I6-0457+		

LANDROVER DISCOVERY

89 - 5/95	4WD, All Body Variants	I6-0188+			I6-0189+		
		R-3256					
6/95 - 2/97	4WD, All Body Variants	I6-0188+			I6-0189+		
		R-3256					
3/97 - 1/99	4WD, All Body Variants	I6-0188+			I6-0189+		
		R-3256					
2/99 - 10/02	with and without Active Roll Control, 4WD, All Body Variants	I6-0460+			I6-0461+		

RANGE ROVER

72 - 94	V8 with coil spring Suspension, 4WD, All Body Variants	I6-0188+			I6-0189+		
		R-3256					
93 - 5/95	V8 with Air Suspension (excl O.E.number 8II648035HD ANR3897- front, O.E.number 8II648045HD ANR3898 - rear, O.E. number NR2640 - Steering damper), 4WD, All Body Variants	I6-0188+			I6-0189+		
		R-3256					

YEAR

VEHICLE MODEL

FRONT






REAR







SUZUKI

JIMNY / SIERRA ROVER

10/98 - on	SN413 (JA33, JB33, JB43) (Coil Spring Suspension) (RAISED Height Suspension), 4WD, S/Wagon	I6-0915+	R45		I6-0916+	R45		
------------	---	----------	-----	---	----------	-----	---	---

TOYOTA

4-RUNNER / SURF

3/84 - 8/85	YN60, LN60 (non independent front Suspension), 4WD, Wagon	I6-1702+	I24		I6-0159+	I24		
		SC-2914						
8/85 - 89	LN61, YN63 (with independent front Suspension), 4WD, All	I6-0209+	I24		I6-0159+	I24		
		SC-2947						
89 - 7/96	LNI30, RNI30, YNI30, 4WD, Wagon	I6-0209+	I24		I6-0342+	I24		
		SC-2947						
5/89 - 11/95	LNI30, KZNI30, 4WD, S/Wagon	I6-0209+	I24		I6-0342+	I24		
		SC-2947						
90 - 7/96	VZNI30 (V6), 4WD, Wagon	I6-0209+	I24		I6-0342+	I24		
		SC-2947						

NOTE R45: This product suits vehicles having a raised ride height of up to 45mm over standard original equipment ride height.
NOTE I24: Where design and fitment integrity allows, lengths have been extended to accommodate increased ride height.

YEAR	VEHICLE MODEL	FRONT		REAR				
TOYOTA								
FORTUNA								
8/15 - on	GUNI56R 2.8DT (RAISED Height Suspension), 4WD, S/Wagon	36-0919	R40 S/S		I6-0920+	R40		
8/15 - on	GUNI56R 2.8DT, 4WD, S/Wagon	36-0917	S/S		I6-0918+			
8/15 - on	GUNI56R 2.8DT (RAISED Height Suspension, Constant Load), 4WD, S/Wagon	36-0927	R40 S/S		I6-0920+	R40		

HI-LUX								
1/79 - 7/83	RN36, RN46, 4WD	I6-I702+	I24		I6-I703+	I24		
		SC-2914						
3/81 - 7/83	LN36, 46, 4WD	I6-I702+	I24		I6-I703+	I24		
		SC-2914						
8/83 - 8/88	LN65, LN67, YN65, YN67, 4WD	I6-I702+	I24		I6-0159+	I24		
		SC-2914						
88 - 11/97	LNI06, RNI05, 4WD	I6-I702+	I24		I6-0159+	I24		
		SC-2914						
8/88 - 96	LNI07,RNI06,LNI03, RNI02 (with independant front Suspension), 4WD, Ute	I6-0209+	I24		I6-0159+	I24		
		SC-2947						

R40: This product suits vehicles having a raised ride height of up to 40mm over standard original equipment ride height.

I24: Where design and fitment integrity allows, lengths have been extended to accommodate increased ride height.

S/S: Spring Seat Shock Absorber.

YEAR

VEHICLE MODEL

FRONT




















REAR



TOYOTA

HI-LUX Cont...



97 - 9/02	LN172R, LN167, RZNI69R, KZNI65, RZNI74R (with independant front Suspension), 4WD, All Body Variants	16-0209+ 150209+ SC-2947	I24  	 	16-0159+ I24	 	
10/02 - 5/05	LN172, I67, RZNI69 V6, 4WD, All Body Variants	16-0209+ 15-0209+	I24 		16-0159+ I24	 	
3/05 - 6/15	GGN25 4.0ltr PFi, KUN25 2.5ltr TDi, KUN26 3.0ltr TDi (RAISED height suspension), 4WD, All Body Variants	36-084I	R40 S/S 		16-0842+ R40	 	
3/05 - 6/15	GGN25 4.0ltr PFi, KUN25 2.5ltr TDi, KUN26 3.0ltr TDi (RAISED height suspension) (300kg Constant Load), 4WD, All Body Variants	36-0864	R50 S/S 		16-0865+ R50	 	
3/05 - 6/15	GGN25 4.0ltr PFi, KUN25 2.5ltr TDi, KUN26 3.0ltr TDi, 4WD, All Body Variants				16-0562+ 	 	
7/15 - on	GUNI25R 2.4DT, GGN125R 4.0 (RAISED height suspension), 4WD, Cab Chassis	36-0919	R40 S/S 		16-0926+ R40	 	
7/15 - on	KUNI26R, GUNI26R 2.8DT, 4WD, Cab Chassis	36-0917	S/S 		16-0925+ 	 	
7/15 - on	GUNI25R 2.4DT, GGN125R 4.0 (RAISED height suspension), (250kg Constant Load), 4WD, Cab Chassis	36-0927	R40 S/S 		16-0928+ R40	 	
7/15 - on	GUNI25R 2.4DT, GGN125R 4.0, 4WD, Cab Chassis	36-0917	S/S 		16-0925+ 	 	
7/15 - on	KUNI26R, GUNI26R 2.8DT (RAISED height suspension), 4WD, Cab Chassis	36-0919	R40 S/S 		16-0926+ R40	 	
7/15 - on	KUNI26R, GUNI26R 2.8DT (RAISED height suspension), (250kg Constant Load), 4WD, Cab Chassis	36-0927	R40 S/S 		16-0928+ R40	 	

NOTE R40: This product suits vehicles having a raised ride height of up to 40mm over standard original equipment ride height.
 NOTE R50: This product suits vehicles having a raised ride height of up to 50mm over standard original equipment ride height.
 NOTE I24: Where design and fitment integrity allows, lengths have been extended to accommodate increased ride height.
 NOTE S/S: Spring Seat Shock Absorber.


YEAR	VEHICLE MODEL	FRONT			REAR		
------	---------------	-------	--	--	------	--	--

TOYOTA

LANDCRUISER 40 SERIES

59 - 61	4WD, All Body Variants	I6-0192+	I24	ab	I6-1590+		ab	
61 - 1/75	FJ40 (to chassis I9III4), 4WD, All Body Variants	I6-0192+	I24	ab	I6-1590+		ab	
61 - 10/84	FJ45, 4WD, All Body Variants	I6-0192+	I24	ab	I6-1592+	I24	ab	
72 - 10/82	HJ45, 4WD, All Body Variants	I6-0192+	I24	ab	I6-1592+	I24	ab	
2/74 - 79	BJ40, 4WD, All Body Variants	I6-0192+	I24	ab	I6-1592+	I24	ab	
1/75 - 79	FJ40 (chassis I9III5 to 298294), 4WD, All Body Variants	I6-0192+	I24	ab	I6-1592+	I24	ab	
79 - 10/84	FJ40 (chassis 298295 on), 4WD, All Body Variants	I6-0192+	I24	ab	I6-1592+	I24	ab	
80 - 10/84	HJ47, 4WD, All Body Variants	I6-0192+	I24	ab	I6-1592+	I24	ab	
80 - 10/84	BJ40, 42, 4WD, All Body Variants	I6-0192+	I24	ab	I6-1592+	I24	ab	

LANDCRUISER 50 SERIES

69 - 8/80	FJ55, 4WD, All Body Variants	I6-0034+		1 ab	I6-1592+	I24	ab	
-----------	------------------------------	----------	--	---------	----------	-----	----	---


NOTE I24: Where design and fitment integrity allows, lengths have been extended to accommodate increased ride height.

YEAR
VEHICLE MODEL
FRONT



REAR


TOYOTA
















LANDCRUISER 60 SERIES

8/80 - 10/85	FJ60, FJ62, HJ60, HJ61, 4WD, All Body Variants	I6-1704+	I24		I6-1592+	I24		
		SC-2946						
10/85 - 90	FJ60, FJ62, HJ60, HJ61, 4WD, All Body Variants	I6-1704+	I24		I6-0218+	I24		
		SC-2947						

LANDCRUISER 70 SERIES

84 - 12/89	FJ70, FJ73, FJ75, BJ70, BJ73, BJ74, BJ75, HJ75, 4WD, All Body Variants	I6-1704+	I24		I6-0196+	I24		
		SC-2946						
12/89 - 10/99	FZJ75, HZJ75, PZJ75, 4WD, All Body Variants	I6-1704+	I24		I6-0196+	I24		
		SC-2946						
9/99 - 3/07	79 Series FZJ79, HZJ79 Cab Chassis, 4WD, Ute	I6-0466+			I6-0589+			
		SC-2946						

NOTE I24: Where design and fitment integrity allows, lengths have been extended to accommodate increased ride height.

YEAR	VEHICLE MODEL	FRONT		REAR		
TOYOTA						
LANDCRUISER 70 SERIES Cont...						
10/99 - 3/07	78 Series FZJ78R, HZJ78R, HDJ78R Troop Carrier, 4WD, S/Wagon	I6-0420+			I6-0588+	
		SC-2946				
3/07 - 13	79 Series VDJ79 Cab Chassis Ute (RAISED Height Suspension) (Heavy duty, constant GVM load), 4WD, Ute	I6-0847+	R50		I6-0850+	R50 
3/07 - 13	79 Series VDJ79 Cab Chassis Ute (RAISED Height Suspension) (Regular duty, constant GVM load), 4WD, Ute	I6-0846+	R50		I6-0848+	R50 
3/07 - 13	79 Series VDJ79 Cab Chassis Ute (STANDARD Height Suspension), 4WD, Ute	I6-0466+			I6-0589+	
3/07 - 7/16	76 Series VDJ76 (RAISED Height Suspension) (Heavy duty, constant GVM load), 4WD, S/Wagon	I6-0847+	R50		I6-0870+	R50 
3/07 - 7/16	76 Series VDJ76 (STANDARD Height Suspension), 4WD, S/Wagon	I6-0466+			I6-0589+	
















NOTE R50: This product suits vehicles having a raised ride height of up to 50mm over standard original equipment ride height.

YEAR
VEHICLE MODEL
FRONT
















REAR


TOYOTA

LANDCRUISER 80 SERIES

90 - 3/98	FJ80R, FZJ80R, HDJ80R, HZJ80R (RAISED Height Suspension) (Heavy Duty, constant load), 4WD, All Body Variants	I6-0892+	R50		I6-0896+	R50		
		SC-2946						
90 - 3/98	FJ80R, FZJ80R, HDJ80R, HZJ80R (STANDARD Height Suspension), 4WD, All Body Variants	I6-0894+	AI		I6-0895+	AI		
		I6-0500+						
		SC-2946						
90 - 3/98	FJ80R, FZJ80R, HDJ80R, HZJ80R (RAISED Height Suspension) (Normal Duty, variable load), 4WD, All Body Variants	I6-0892+	R50		I6-0893+	R50		
		SC-2946						

LANDCRUISER 100 SERIES

3/98 - on	HDJ100R, UZJ100R (with I.F.S.), 4WD, Wagon	I6-0523+			I6-0524+			
3/98 - 8/07	FZJ105R, HZJ105R (Excluding Independent Front Suspension) (RAISED Height Suspension) (Normal Duty, variable Load), 4WD, All Body Variants	I6-0892+	R50		I6-0893+	R50		
		SC-2957						
3/98 - 8/07	FZJ105R, HZJ105R (Excluding Independent Front Suspension), 4WD, All Body Variants	I6-0894+	AI		I6-0895+	AI		
		I6-0500+						
		SC-2957						
3/98 - 8/07	FZJ105R, HZJ105R (Excluding Independent Front Suspension) (RAISED Height Suspension) (Heavy Duty, constant load), 4WD, All Body Variants	I6-0892+	R50		I6-0896+	R50		
		SC-2957						












NOTE R50: This product suits vehicles having a raised ride height of up to 50mm over standard original equipment ride height.

NOTE AI: Part is in runout.

YEAR	VEHICLE MODEL	FRONT			REAR		
------	---------------	-------	--	--	------	--	--

TOYOTA

LANDCRUISER 200 SERIES

8/07 - on	200 Series URJ202, UZJ200R, VDJ200R, 4WD, S/Wagon	36-0868	S/S		I6-0766+			
8/07 - on	200 Series UZJ200R 4.7ltr, URJ202R 4.6ltr (Excluding KDSS) (RAISED Height Suspension) (Normal duty, variable load), 4WD, S/Wagon	36-0902	R50 S/S		I6-0903+	R50		
8/07 - on	200 Series UZJ200R 4.7ltr, URJ202R 4.6ltr (Excluding KDSS) (RAISED Height Suspension) (Heavy duty, constant load), 4WD, S/Wagon	36-0904	R50 S/S		I6-0905+	R50		
8/07 - on	200 Series VDJ200R 4.5DTT (Excluding KDSS) (RAISED Height Suspension) (Normal duty, variable load), 4WD, S/Wagon	36-0902	R50 S/S		I6-0903+	R50		
8/07 - on	200 Series VDJ200R 4.5DTT (Excluding KDSS) (RAISED Height Suspension) (Heavy duty, constant load), 4WD, S/Wagon	36-0904	R50 S/S		I6-0905+	R50		

NOTE R50: This product suits vehicles having a raised ride height of up to 50mm over standard original equipment ride height.

NOTE S/S: Spring Seat Shock Absorber.

YEAR	VEHICLE MODEL	FRONT		🔑	REAR		🔑	
TOYOTA								
LANDCRUISER PRADO								
2/03 - 11/09	GRJ120, GRJ120R, KDJ120R, KZJ120R, RZJ120R (Excluding Adj Suspension) (RAISED height suspension), 4WD, S/Wagon	36-0837	R50 S/S	⊥ ⊙	16-0891+ 16-0838+	R50 AI R50	⊥ ⊙	
12/09 - on	GRJ150R (RAISED height suspension) (Heavy Duty Constant GVM Load), 4WD, S/Wagon	36-0900	R40 S/S	⊥ ⊙	16-0901+	R45	⊥ ⊙	
12/09 - on	GRJ150R, 4WD, S/Wagon	36-0877	S/S	⊥ ⊙	16-0790+		⊥ ⊙	
12/09 - on	GRJ150R (RAISED height suspension), 4WD, S/Wagon	36-0899	R40 S/S	⊥ ⊙	16-0891+	R45	⊥ ⊙	
12/09 - 6/15	KDJ150R, 4WD, S/Wagon	36-0877	S/S	⊥ ⊙	16-0790+		⊥ ⊙	
12/09 - 6/15	KDJ150R (RAISED height suspension), 4WD, S/Wagon	36-0899	R40 S/S	⊥ ⊙	16-0891+	R45	⊥ ⊙	
12/09 - 6/15	KDJ150R (RAISED height suspension) (Heavy Duty Constant GVM Load), 4WD, S/Wagon	36-0900	R40 S/S	⊥ ⊙	16-0901+	R45	⊥ ⊙	
6/15 - on	GDJ150 (RAISED height suspension) (Heavy Duty Constant GVM Load), 4WD, S/Wagon	36-0900	R40 S/S	⊥ ⊙	16-0901+	R45	⊥ ⊙	
6/15 - on	GDJ150, 4WD, S/Wagon	36-0877	S/S	⊥ ⊙	16-0790+	R45	⊥ ⊙	
6/15 - on	GDJ150 (RAISED height suspension), 4WD, S/Wagon	36-0899	R40 S/S	⊥ ⊙	16-0891+	R45	⊥ ⊙	

R40: This product suits vehicles having a raised ride height of up to 40mm over standard original equipment ride height.

R45: This product suits vehicles having a raised ride height of up to 45mm over standard original equipment ride height.

R50: This product suits vehicles having a raised ride height of up to 50mm over standard original equipment ride height.

S/S: Spring Seat Shock Absorber.

AI: Part is in runout.

YEAR	VEHICLE MODEL	FRONT		REAR	
------	---------------	-------	---	------	---

VOLKSWAGEN

AMAROK

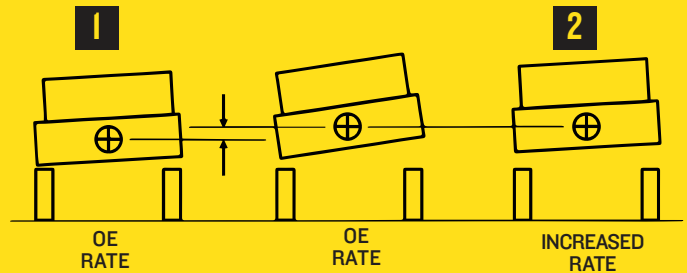
2/11 - 12/13	2.0ltr 4 cyl. TDi AWD, 4WD, Ute			16-0805+	 
2/11 - 12/13	2.0ltr 4cyl TDi RWD, Ute			16-0805+	 



TECHNICAL POINTS

**RAISED SPRINGS ARE TYPICALLY HIGHER IN SPRING RATE THAN OE.
WHY? BECAUSE BODY ROLL & PITCH WOULD OTHERWISE INCREASE.**

- 1** If vehicle is raised, centre of gravity is also raised. If spring rate is unchanged, body roll will increase. This is why lift blocks and spacers are a cheap but flawed solution.
- 2** If spring rate is increased, body roll can be kept same or less than OE.



WHEN FITTING RAISED HEIGHT SPRINGS UP TO 50MM ABOVE STANDARD HEIGHT, ALWAYS CHECK THE FOLLOWING...


- **CHECK** for brake line stretch and axle breather hose stretch at full suspension drop to avoid damage to hoses and possible brake failure.



- **CHECK** for the correct brake proportioning valve adjustment to maintain correct front to rear brake bias performance.



- **CHECK** that all spring insulator pads and bump stops are in a servicable condition.



- **LOOSEN** all suspension bushes and retighten at the new raised suspension ride height to avoid overstressing the bushes.
- **CHECK** for suspension bush wear and replace as required. Heavier spring rates will accelerate any pre-existing suspension bush wear.



- **NOTE:** some vehicles may require caster correction bushes to maintain correct steering and axle position alignment.
- **CHECK** for correct sway bar orientation and fit longer length and or adjustable sway bar linkages to return the sway bar to correct alignment at standing ride height.



- **WHEEL ALIGNMENT** is always recommended after modifying a vehicles ride height, to ensure correct steering alignment and tyre wear.



AUSTRALIAN FEDERAL GOVERNMENT CODE OF PRACTICE (AS OF MAR 2017)

- Vehicle Standards Bulletin I4 (VSB-I4) was last modified in Nov 2015 and acts as the National Code of Practice (NCOP) for Light Vehicle Construction and Modification.
- NCOP II (Section LS) refers to Tyres, Rims, Suspension & Steering.
- QLD, VIC, NSW & NT allow self certification beyond VSB-I4 limits.
- State Regulations override the National Code of Practice.
- Under VSB-I4 certification is not required for Raising the height of the vehicle providing the total lift from tyres, suspension and body lift is 50mm or less.
- Maximum tyre diameter change is 50mm (i.e. 25mm lift) and this is only permissible on 4x4s, not AWD soft roaders.
- Maximum suspension lift is 50mm or 1/3 of the original suspension travel, whichever is less.
- Maximum body lift is 50mm.

STATE GOVERNMENT REGULATION SUMMARY BY STATE

STATE	VSB-I4 ADOPTED	DEVIATION	NOTE
QLD	Modified	25mm tyre + 50mm suspension lift OK	
VIC	Modified	25mm tyre + 50mm suspension lift OK (only if tested suspension kit is used)	
NT	Modified	DOT can discretionally approve 100mm total lift without certification	DOT must approve
NSW	Modified	25mm tyre + 50mm suspension lift OK	RTA must be notified
TAS	YES	-	DIER must approve
WA	YES	-	DOT must approve
SA	YES	-	

NOTES





BUILT TO LAST



- ▶ Australian made for Australian conditions
- ▶ Premium Quality and Durability
- ▶ Exclusive Twin Disc Technology
- ▶ Three year, 60,000km Warranty



With over 100 years of experience in every shock absorber, you know they're built to last.

